

ACI Racing Weekend Misano, 4-5 Maggio 2024

TCR Italy DSG - Classifica Gara 1

Misano Circuit Sic 58 4.226 m

Laps 18 = 76,068 km - Avg 142,844 km/h - Race Time 31'57.090

No.	Driver	Nat	Entrant	Team	Car	Class	Laps	Time	Gap	Rel.	Fastest Lap
1	111 ROCCADELLI Matteo	ITA	Roccadelli Matteo		Cupra Leon	TCDS	18	31'57.090		8	1'45.193
2	191 FRANCA Luca	ITA	Aikoa Racing	Aikoa Racing	Audi RS3 DSG	TCDS	18	32'07.392	10.302	10.302	8 1'46.006
3	174 ALCIDI Alessandro	ITA	Alcidi Alessandro		Volkswagen Golf DSG	TCDS	18	32'13.001	15.911	5.609	6 1'45.908
4	195 ALESSI Pietro	ITA	Alessi Pietro	RC Motorsport	Audi RS3 DSG	TCDS	18	32'16.841	19.751	3.840	6 1'46.034
5	185 LISI Alessandro	ITA	Lisi Alessandro		Cupra Leon	TCDS	18	32'41.873	44.783	25.032	5 1'46.801
6	178 BERTON Alessandro	ITA	Berton Alessandro		Cupra Leon	TCDS	18	32'42.982	45.892	1.109	16 1'47.662
7P	168 ARGENTI Andrea	ITA	Argenti Andrea	Brothers in Arms	Cupra Leon	TCDS	18	32'44.802	47.712	1.820	5 1'46.901
8	131 SILVESTRINI Paolo Maria	ITA	Silvestrini Paolo Maria	Progetto E20	Audi RS3 DSG	TCDS	18	32'49.037	51.947	4.235	5 1'48.342
9	119 PALANTI Paolo	ITA	Aikoa Racing	Aikoa Racing	Audi RS3 DSG	TCDS	18	32'49.372	52.282	0.335	16 1'47.858
10	123 ANTONELLO Fabio	ITA	Antonello Fabio	RC Motorsport	Cupra Leon	TCDS	18	32'50.354	53.264	0.982	7 1'47.385
11	102 FANTILLI Giorgio	ITA	Fantilli Giorgio		Cupra Leon	TCDS	18	32'56.512	59.422	6.158	7 1'47.967
12	107 MARINO Angelo	ITA	Marino Angelo		Audi RS3 DSG	TCDS	18	33'02.590	1'05.500	6.078	9 1'48.203
13	105 BAGNOLI Fabio	ITA	Bagnoli Fabio		Volkswagen Golf DSG	TCDS	18	33'17.089	1'19.999	14.499	5 1'48.960
14	129 DAMANTE Emilio	ITA	Damante Emilio		Cupra Leon	TCDS	18	33'22.184	1'25.094	5.095	7 1'49.092
15	184 LANCELLOTTI Mattia	ITA	Lancellotti Mattia		Cupra Leon	TCDS	16	28'33.206	2 Laps	2 Laps	6 1'45.917
----- Not Classified -----											
RET	139 VERDI Luca	ITA	Verdi Luca	Planet Motorsport	Audi RS3 DSG	TCDS	8	14'32.554	10 Laps		4 1'46.604
RET	167 FAZIOLI Andrea	ITA	Fazioli Andrea	Brothers in Arms	Cupra Leon	TCDS	8	16'11.252	10 Laps		4 1'46.934

Starting: 17 Classified: 15 Not Classified: 0 Retired: 2 Not Started: 0

Fastest Lap N. 8 No. 111 Matteo Roccadelli Time 1'45.193 Avg. 144,626 Km/h

Humidity:	62%	AIR	18°C
Condition:	DRY	Track	38°C

Penalty and Infringement

 15.43 **168 A. ARGENTI**

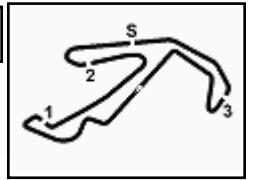
5 second Time Penalty - Corner cutting

Stewards : Ronny Guarini Franco Leoni Rino Mastronardi

Start	End
04/05/2024 15:33	16:06

Powered by FICr PERUGIA TIMING





ACI Racing Weekend Misano, 4-5 Maggio 2024

TCR Italy DSG - Classifica Master Gara 1

Misano Circuit Sic 58 4.226 m

Laps 18 = 76,068 km - Avg 139,504 km/h - Race Time 32'42.982

No.	Driver	Nat	Entrant	Team	Car	Class	Laps	Time	Gap	Rel.	Fastest Lap
1	178 BERTON Alessandro	ITA	Berton Alessandro		Cupra Leon	TCDS	18	32'42.982		16	1'47.662
2P	168 ARGENTI Andrea	ITA	Argenti Andrea	Brothers in Arms	Cupra Leon	TCDS	18	32'44.802	1.820	1.820	5 1'46.901
3	119 PALANTI Paolo	ITA	Aikoa Racing	Aikoa Racing	Audi RS3 DSG	TCDS	18	32'49.372	6.390	4.570	16 1'47.858
4	123 ANTONELLO Fabio	ITA	Antonello Fabio	RC Motorsport	Cupra Leon	TCDS	18	32'50.354	7.372	0.982	7 1'47.385
5	102 FANTILLI Giorgio	ITA	Fantilli Giorgio		Cupra Leon	TCDS	18	32'56.512	13.530	6.158	7 1'47.967
6	105 BAGNOLI Fabio	ITA	Bagnoli Fabio		Volkswagen Golf DSG	TCDS	18	33'17.089	34.107	20.577	5 1'48.960
----- Not Classified -----											
RET	167 FAZIOLI Andrea	ITA	Fazioli Andrea	Brothers in Arms	Cupra Leon	TCDS	8	16'11.252	10 Laps		4 1'46.934

Starting: 7 Classified: 6 Not Classified: 0 Retired: 1 Not Started: 0
 Fastest Lap N. 5 No. 168 Andrea Argenti Time 1'46.901 Avg. 142,315 Km/h

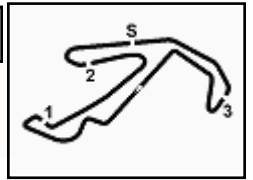
Humidity:	62%	AIR	18°C
Condition:	DRY	Track	38°C

Clerk of the Course : Fabrizio Fondacci

Race Director : Gianluca Marotta

	Start	End
04/05/2024	15:33	16:06





ACI Racing Weekend Misano, 4-5 Maggio 2024

TCR Italy DSG - Classifica Under Gara 1

Misano Circuit Sic 58 4.226 m

Laps 18 = 76,068 km - Avg 142,844 km/h - Race Time 31'57.090

No.	Driver	Nat	Entrant	Team	Car	Class	Laps	Time	Gap	Rel.	Fastest Lap
1	111 ROCCADELLI Matteo	ITA	Roccadelli Matteo		Cupra Leon	TCDS	18	31'57.090		8	1'45.193
2	195 ALESSI Pietro	ITA	Alessi Pietro	RC Motorsport	Audi RS3 DSG	TCDS	18	32'16.841	19.751	19.751	6 1'46.034
3	184 LANCELLOTTI Mattia	ITA	Lancellotti Mattia		Cupra Leon	TCDS	16	28'33.206	2 Laps	2 Laps	6 1'45.917
----- Not Classified -----											
RET	139 VERDI Luca	ITA	Verdi Luca	Planet Motorsport	Audi RS3 DSG	TCDS	8	14'32.554	10 Laps		4 1'46.604

Starting: 4 Classified: 3 Not Classified: 0 Retired: 1 Not Started: 0

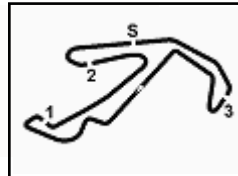
Fastest Lap N. 8 No. 111 Matteo Roccadelli Time 1'45.193 Avg. 144,626 Km/h

Humidity:	62%	AIR	18°C
Condition:	DRY	Track	38°C

Clerk of the Course : Fabrizio Fondacci

Race Director : Gianluca Marotta

	Start	End
04/05/2024	15:33	16:06



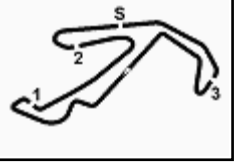
Misano Circuit Sic 58 4.226 m

ACI Racing Weekend Misano, 4-5 Maggio 2024
TCR Italy DSG - Contagiri Gara 1

		Lap																	
		1	2	3	4	5	6	7	8	9	10	11	12	13	14	15	16	17	18
1	191	191	191	191	111	111	111	111	111	111	111	111	111	111	111	111	111	111	111
2	174	174	174	111	191	191	191	191	191	191	191	191	191	191	191	191	191	191	191
3	139	111	111	174	174	174	174	174	174	174	174	184	184	184	184	184	184	174	174
4	111	184	184	184	184	184	184	184	184	184	184	184	174	174	174	174	174	195	195
5	184	139	195	195	195	195	195	195	195	195	195	195	195	195	195	195	195	168	168
6	195	195	139	139	139	139	139	139	168	168	168	168	168	168	168	168	168	185	185
7	131	131	168	167	167	168	168	168	185	185	185	185	185	185	185	185	185	178	178
8	168	168	167	168	168	131	131	131	131	131	178	178	178	178	178	178	178	131	131
9	167	167	131	131	131	178	178	178	178	178	131	131	131	131	131	131	131	119	119
10	178	178	178	178	178	185	185	185	102	119	119	119	119	119	119	119	119	123	123
11	119	119	119	185	185	102	102	102	119	123	123	123	123	123	123	123	123	107	102
12	102	185	185	102	102	119	119	119	123	107	107	107	107	107	107	107	107	102	107
13	107	102	102	119	119	107	123	123	107	102	102	102	102	102	102	102	102	105	105
14	185	107	107	107	107	123	107	107	105	105	105	105	105	105	105	105	105	129	129
15	105	105	105	105	105	105	105	105	129	129	129	129	129	129	129	129	129		
16	123	123	123	123	123	129	129	129											
17	129	129	129	129	129	167	167	167											

Final Result			
1	111	ROCCADELLI M.	Laps 18
2	191	FRANCA L.	10.302
3	174	ALCIDI A.	15.911
4	195	ALESSI P.	19.751
5	185	LISI A.	44.783
6	178	BERTON A.	45.892
7	168	ARGENTI A. (P)	47.712
8	131	SILVESTRINI P.	51.947
9	119	PALANTI P.	52.282
10	123	ANTONELLO F.	53.264
11	102	FANTILLI G.	59.422
12	107	MARINO A.	1'05.500
13	105	BAGNOLI F.	1'19.999
14	129	DAMANTE E.	1'25.094
15	184	LANCELOTTI M.	2 Laps
RET	139	VERDI L.	10 Laps
RET	167	FAZIOLI A.	10 Laps





ACI Racing Weekend Misano, 4-5 Maggio 2024

TCR Italy DSG - Best Sectors & Speed Gara 1

Misano Circuit Sic 58 4.226 m

RESULTS

1	111	ROCCAPELLI Matteo	Cupra Leon	Laps 18
2	191	FRANCA Luca	Audi RS3 DSG	10.302
3	174	ALCIDI Alessandro	Volkswaen Golf DSG	15.911
4	195	ALESSI Pietro	Audi RS3 DSG	19.751
5	185	LISI Alessandro	Cupra Leon	44.783
6	178	BERTON Alessandro	Cupra Leon	45.892
7	168	ARGENTI Andrea	Cupra Leon	47.712
8	131	SILVESTRINI Paolo Maria	Audi RS3 DSG	51.947
9	119	PALANTI Paolo	Audi RS3 DSG	52.282
10	123	ANTONELLO Fabio	Cupra Leon	53.264
11	102	FANTILLI Giorgio	Cupra Leon	59.422
12	107	MARINO Angelo	Audi RS3 DSG	1'05.500
13	105	BAGNOLI Fabio	Volkswaen Golf DSG	1'19.999
14	129	DAMANTE Emilio	Cupra Leon	1'25.094
15	184	LANCELLOTTI Mattia	Cupra Leon	2 Laps
RET	139	VERDI Luca	Audi RS3 DSG	10 Laps
RET	167	FAZIOLI Andrea	Cupra Leon	10 Laps

SPEED

1	102	FANTILLI Giorgio	Cupra Leon	198,9
2	167	FAZIOLI Andrea	Cupra Leon	198,2
3	168	ARGENTI Andrea	Cupra Leon	197,8
4	111	ROCCAPELLI Matteo	Cupra Leon	197,1
5	184	LANCELLOTTI Mattia	Cupra Leon	197,1
6	185	LISI Alessandro	Cupra Leon	195,7
7	139	VERDI Luca	Audi RS3 DSG	195,3
8	129	DAMANTE Emilio	Cupra Leon	194,9
9	195	ALESSI Pietro	Audi RS3 DSG	194,2
10	107	MARINO Angelo	Audi RS3 DSG	193,9
11	174	ALCIDI Alessandro	Volkswagen Golf DSG	193,5
12	123	ANTONELLO Fabio	Cupra Leon	193,2
13	119	PALANTI Paolo	Audi RS3 DSG	193,2
14	191	FRANCA Luca	Audi RS3 DSG	192,2
15	131	SILVESTRINI Paolo Maria	Audi RS3 DSG	192,2
16	105	BAGNOLI Fabio	Volkswagen Golf DSG	189,8

SEG. 1

1	111	ROCCAPELLI Matteo	27.243
2	195	ALESSI Pietro	27.595
3	174	ALCIDI Alessandro	27.596
4	184	LANCELLOTTI Mattia	27.608
5	191	FRANCA Luca	27.648
6	167	FAZIOLI Andrea	27.777
7	168	ARGENTI Andrea	27.792
8	185	LISI Alessandro	27.893
9	139	VERDI Luca	27.896
10	102	FANTILLI Giorgio	27.930
11	178	BERTON Alessandro	27.964
12	123	ANTONELLO Fabio	28.028
13	119	PALANTI Paolo	28.193
14	131	SILVESTRINI Paolo Maria	28.307
15	105	BAGNOLI Fabio	28.312
16	107	MARINO Angelo	28.379
17	129	DAMANTE Emilio	28.397

SEG. 2

1	111	ROCCAPELLI Matteo	25.074
2	174	ALCIDI Alessandro	25.129
3	191	FRANCA Luca	25.172
4	139	VERDI Luca	25.190
5	195	ALESSI Pietro	25.197
6	185	LISI Alessandro	25.199
7	184	LANCELLOTTI Mattia	25.237
8	102	FANTILLI Giorgio	25.337
9	167	FAZIOLI Andrea	25.347
10	123	ANTONELLO Fabio	25.397
11	119	PALANTI Paolo	25.454
12	168	ARGENTI Andrea	25.499
13	178	BERTON Alessandro	25.517
14	131	SILVESTRINI Paolo Maria	25.604
15	107	MARINO Angelo	25.612
16	105	BAGNOLI Fabio	25.643
17	129	DAMANTE Emilio	25.925

SEG. 3

1	111	ROCCAPELLI Matteo	29.456
2	191	FRANCA Luca	29.502
3	139	VERDI Luca	29.534
4	184	LANCELLOTTI Mattia	29.562
5	174	ALCIDI Alessandro	29.705
6	195	ALESSI Pietro	29.786
7	168	ARGENTI Andrea	29.813
8	119	PALANTI Paolo	29.838
9	185	LISI Alessandro	30.000
10	167	FAZIOLI Andrea	30.043
11	102	FANTILLI Giorgio	30.049
12	178	BERTON Alessandro	30.064
13	123	ANTONELLO Fabio	30.113
14	107	MARINO Angelo	30.210
15	131	SILVESTRINI Paolo Maria	30.212
16	105	BAGNOLI Fabio	30.318
17	129	DAMANTE Emilio	30.336

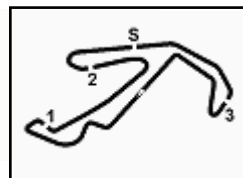
SEG. 4

1	111	ROCCAPELLI Matteo	23.236
2	195	ALESSI Pietro	23.246
3	185	LISI Alessandro	23.283
4	184	LANCELLOTTI Mattia	23.300
5	167	FAZIOLI Andrea	23.371
6	191	FRANCA Luca	23.371
7	174	ALCIDI Alessandro	23.392
8	123	ANTONELLO Fabio	23.460
9	139	VERDI Luca	23.502
10	168	ARGENTI Andrea	23.636
11	178	BERTON Alessandro	23.643
12	102	FANTILLI Giorgio	23.736
13	131	SILVESTRINI Paolo Maria	23.776
14	119	PALANTI Paolo	23.855
15	107	MARINO Angelo	23.857
16	129	DAMANTE Emilio	24.019
17	105	BAGNOLI Fabio	24.058

04/05/2024

Powered by FICR PERUGIA TIMING



**5.6****ACI Racing Weekend Misano, 4-5 Maggio 2024****TCR Italy DSG - Analisi Tempi Gara 1**

Misano Circuit Sic 58 4.226 m

Start at 15:32'54.972

1 / 3

102 G. FANTILLI (1'47.967)								111 M. ROCCAPELLI (1'45.193)							
Lap	Seg.1	Seg.2	Seg.3	Seg.4	Lap Time	km/h	Local Time	Lap	Seg.1	Seg.2	Seg.3	Seg.4	Lap Time	km/h	Local Time
1		26.866	32.020	24.676	2'01.629	196,0	15:34'56.601	1		26.314	29.649	23.586	1'54.723	197,1	15:34'49.695
2	28.823	26.505	31.075	24.566	1'50.969	198,5	15:36'47.570	2	28.257	25.148	30.092	23.940	1'47.437	194,6	15:36'37.132
3	29.260	25.966	30.049	23.956	1'49.231	198,9	15:38'36.801	3	27.243	25.238	29.719	23.589	1'45.789	196,0	15:38'22.921
4	27.967	25.660	30.734	24.106	1'48.467	198,5	15:40'25.268	4	27.819	25.137	29.636	23.328	1'45.920	196,4	15:40'08.841
5	28.343	25.337	30.422	24.089	1'48.191	198,5	15:42'13.459	5	27.674	25.207	29.483	23.499	1'45.863	197,1	15:41'54.704
6	28.729	26.170	30.677	24.100	1'49.676	198,5	15:44'03.135	6	27.447	25.226	29.605	23.236	1'45.514	195,3	15:43'40.218
7	27.930	25.612	30.519	23.906	1'47.967	198,5	15:45'51.102	7	27.338	25.074	29.580	23.486	1'45.478	194,6	15:45'25.696
8	28.185	25.750	30.652	23.736	1'48.323	198,2	15:47'39.425	8	27.337	25.122	29.456	23.278	1'45.193	196,0	15:47'10.889
9	28.206	25.800	30.930	23.936	1'48.872	197,1	15:49'28.297	9	27.461	25.180	29.495	23.294	1'45.430	195,3	15:48'56.319
10	28.380	26.490	31.387	25.594	1'51.851	193,5	15:51'20.148	10	27.440	25.176	29.824	23.333	1'45.773	194,9	15:50'42.092
11	28.648	25.639	30.704	24.392	1'49.383	198,5	15:53'09.531	11	27.401	25.210	29.714	23.506	1'45.831	196,0	15:52'27.923
12	28.234	25.783	30.465	23.959	1'48.441	198,5	15:54'57.972	12	27.765	25.274	29.467	23.545	1'46.051	194,6	15:54'13.974
13	28.154	26.005	30.644	24.124	1'48.927	198,5	15:56'46.899	13	27.696	25.247	29.600	23.403	1'45.946	196,0	15:55'59.920
14	28.432	25.928	30.072	24.020	1'48.452	198,5	15:58'35.351	14	27.794	25.497	29.686	23.710	1'46.687	196,7	15:57'46.607
15	28.057	25.844	30.516	24.006	1'48.423	198,9	16:00'23.774	15	27.600	25.196	29.761	23.487	1'46.044	195,3	15:59'32.651
16	28.316	25.858	30.617	24.922	1'49.713	195,3	16:02'13.487	16	27.631	25.299	29.736	23.475	1'46.141	194,2	16:01'18.792
17	28.531	26.323	30.099	24.121	1'49.074	197,1	16:04'02.561	17	27.613	25.262	29.695	23.471	1'46.041	195,7	16:03'04.833
18	28.433	25.934	30.412	24.144	1'48.923	196,4	16:05'51.484	18	27.595	25.325	29.951	24.358	1'47.229	194,9	16:04'52.062
Race Time 32'56.512								Race Time 31'57.090							

105 F. BAGNOLI (1'48.960)								119 P. PALANTI (1'47.858)							
Lap	Seg.1	Seg.2	Seg.3	Seg.4	Lap Time	km/h	Local Time	Lap	Seg.1	Seg.2	Seg.3	Seg.4	Lap Time	km/h	Local Time
1		26.756	31.974	25.164	2'03.036	189,1	15:34'58.008	1		27.454			2'00.606	188,8	15:34'55.578
2	30.075	25.772	30.574	24.364	1'50.785	189,8	15:36'48.793	2	29.358	26.070	30.924	24.329	1'50.681	185,9	15:36'46.259
3	28.949	26.235	30.503	24.229	1'49.916	189,8	15:38'38.709	3	28.515	26.353	29.869	24.289	1'49.026	191,8	15:38'35.285
4	28.413	25.935	30.574	24.058	1'48.980	188,5	15:40'27.689	4	28.337	26.220	30.730	25.507	1'50.794	192,2	15:40'26.079
5	28.312	26.089	30.318	24.241	1'48.960	189,5	15:42'16.649	5	28.600	25.454	30.430	24.205	1'48.689	191,5	15:42'14.768
6	28.326	25.753	31.304	24.216	1'49.599	186,2	15:44'06.248	6	28.376	25.641	30.613	24.186	1'48.816	191,8	15:44'03.584
7	28.551	25.898	30.696	24.210	1'49.355	185,9	15:45'55.603	7	28.332	25.862	30.059	24.036	1'48.289	190,8	15:45'51.873
8	28.551	25.643	30.756	24.220	1'49.170	188,2	15:47'44.773	8	28.272	25.486	30.452	23.917	1'48.127	191,5	15:47'40.000
9	28.839	26.033	30.599	25.027	1'50.498	186,5	15:49'35.271	9	28.376	25.665	30.623	24.112	1'48.776	191,2	15:49'28.776
10	28.771	25.960	30.659	24.334	1'49.724	186,9	15:51'24.995	10	28.455	25.848	30.430	24.300	1'49.033	185,6	15:51'17.809
11	28.931	26.208	31.066	24.058	1'50.263	187,2	15:53'15.258	11	28.444	25.711	29.970	24.326	1'48.451	190,1	15:53'06.260
12	28.608	26.033	31.373	24.282	1'50.296	185,9	15:55'05.554	12	28.330	25.746	30.037	23.974	1'48.087	191,2	15:54'54.347
13	28.859	26.213	31.537	24.578	1'51.187	183,1	15:56'56.741	13	28.452	25.771	30.087	24.157	1'48.467	188,5	15:56'42.814
14	28.890	26.286	30.568	24.187	1'49.931	187,5	15:58'46.672	14	28.581	25.804	30.170	23.855	1'48.410	190,8	15:58'31.224
15	29.121	26.017	31.118	24.986	1'51.242	185,6	16:00'37.914	15	28.364	25.592	30.041	24.049	1'48.046	191,2	16:00'19.270
16	29.400	26.757	30.960	24.794	1'51.911	186,9	16:02'29.825	16	28.317	25.591	30.007	23.943	1'47.858	190,8	16:02'07.128
17	28.908	26.387	31.135	24.767	1'51.197	186,2	16:04'21.022	17	28.484	25.470	30.274	24.344	1'48.572	193,2	16:03'55.700
18	28.894	26.582	31.198	24.365	1'51.039	185,2	16:06'12.061	18	28.193	26.029	29.838	24.584	1'48.644	191,8	16:05'44.344
Race Time 33'17.089								Race Time 32'49.372							

107 A. MARINO (1'48.203)								123 F. ANTONELLO (1'47.385)							
Lap	Seg.1	Seg.2	Seg.3	Seg.4	Lap Time	km/h	Local Time	Lap	Seg.1	Seg.2	Seg.3	Seg.4	Lap Time	km/h	Local Time
1		26.884	31.621	25.642	2'02.696	193,9	15:34'57.668	1		27.167	33.209	25.364	2'03.218	188,8	15:34'58.190
2	28.933	26.799	30.575	23.966	1'50.273	193,9	15:36'47.941	2	30.829	26.421	30.457	23.907	1'51.614	189,8	15:36'49.804
3	29.435	26.242	30.308	24.037	1'50.022	192,9	15:38'37.963	3	28.278	26.212	30.604	24.043	1'49.137	191,8	15:38'38.941
4	28.689	25.677	30.464	24.040	1'48.870	191,2	15:40'26.833	4	28.455	25.851	31.087	23.979	1'49.372	193,2	15:40'28.313
5	28.637	25.815	30.434	23.871	1'48.757	191,8	15:42'15.590	5	28.314	25.682	30.847	23.774	1'48.617	188,2	15:42'16.930
6	28.510	25.690	30.210	24.155	1'48.565	192,5	15:44'04.155	6	28.552	25.429	30.522	23.681	1'48.184	190,5	15:44'05.114
7	28.450	25.766	31.123	24.249	1'49.588	190,8	15:45'53.743	7	28.175	25.397	30.353	23.460	1'47.385	191,8	15:45'52.499
8	28.511	25.706	30.513	24.086	1'48.816	192,9	15:47'42.559	8	28.033	25.719	30.259	23.758	1'47.769	191,2	15:47'40.268
9	28.404	25.723	30.219	23.857	1'48.203	193,2	15:49'30.762	9	28.629	25.788	30.537	23.902	1'48.856	190,5	15:49'29.124
10	28.687	25.717	30.316	24.463	1'49.183	193,9	15:51'19.945	10	28.893	25.535	31.198	24.442	1'50.068	190,5	15:51'19.192
11	28.392	25.612	30.232	24.389	1'48.625	192,9	15:53'08.570	11	28.028	25.400	30.394	23.687	1'47.509	190,5	15:53'06.701
12	28.499	25.792	30.217	24.208	1'48.716	192,5	15:54'57.286	12	28.312	25.625	30.254	23.761	1'47.952	190,8	15:54'54.653
13	28.576	25.761	30.363	23.888	1'48.588	192,5	15:56'45.874	13	28.590	25.541	30.656	23.602	1'48.389	188,8	15:56'43.042
14	28.379	25.653	30.337	23.929	1'48.298	192,9	15:58'34.172	14	28.678	25.792	30.240	23.803	1'48.513	189,5	15:58'31.555
15	28.833	25.799	30.303	23.895	1'48.830	192,2	16:00'23.002	15	28.505	25.720	30.113	23.842	1'48.180	189,8	16:00'19.735
16	28.710	25.922	30.505	24.431	1'49.568	192,9	16:02'12.570	16	28.316	25.708	30.317	23.827	1'48.168	189,8	16:02'07.903
17	28.554	25.748	30.580	23.901	1'48.783	192,2	16:04'01.353	17	28.207	25.627	30.209	24.337	1'48.380	191,2	16:03'56.283
18	28.559	25.775	30.675	31.200	1'56.209	192,5	16:05'57.562	18	28.364	25.687	30.455	24.537	1'49.043	190,1	16:05'45.326
Race Time 33'02.590								Race Time 32'50.354							

04/05/2024

P = Pits In/Out - C = Lap Time Cancelled

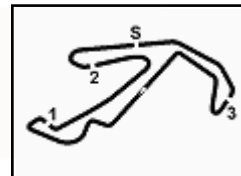


Powered by FICr PERUGIA TIMING





5.6



ACI Racing Weekend Misano, 4-5 Maggio 2024

TCR Italy DSG - Analisi Tempi Gara 1

Misano Circuit Sic 58 4.226 m

Start at 15:32'54.972

2 / 3

129 E. DAMANTE (1'49.092)

Table with columns: Lap, Seg.1, Seg.2, Seg.3, Seg.4, Lap Time, km/h, Local Time. Rows 1-18 showing segment times and overall lap times for driver 129 E. DAMANTE.

Summary table for driver 129 E. DAMANTE showing lap times and km/h for laps 8 and 9.

168 A. ARGENTI (1'46.901)

Table with columns: Lap, Seg.1, Seg.2, Seg.3, Seg.4, Lap Time, km/h, Local Time. Rows 1-18 showing segment times and overall lap times for driver 168 A. ARGENTI.

Race Time 32'39.802 + 5.000Pen

131 P. SILVESTRINI (1'48.342)

Table with columns: Lap, Seg.1, Seg.2, Seg.3, Seg.4, Lap Time, km/h, Local Time. Rows 1-18 showing segment times and overall lap times for driver 131 P. SILVESTRINI.

174 A. ALCIDI (1'45.908)

Table with columns: Lap, Seg.1, Seg.2, Seg.3, Seg.4, Lap Time, km/h, Local Time. Rows 1-18 showing segment times and overall lap times for driver 174 A. ALCIDI.

Race Time 32'13.001

139 L. VERDI (1'46.604)

Table with columns: Lap, Seg.1, Seg.2, Seg.3, Seg.4, Lap Time, km/h, Local Time. Rows 1-9 showing segment times and overall lap times for driver 139 L. VERDI.

178 A. BERTON (1'47.662)

Table with columns: Lap, Seg.1, Seg.2, Seg.3, Seg.4, Lap Time, km/h, Local Time. Rows 1-16 showing segment times and overall lap times for driver 178 A. BERTON.

167 A. FAZIOLI (1'46.934)

Table with columns: Lap, Seg.1, Seg.2, Seg.3, Seg.4, Lap Time, km/h, Local Time. Rows 1-7 showing segment times and overall lap times for driver 167 A. FAZIOLI.

04/05/2024

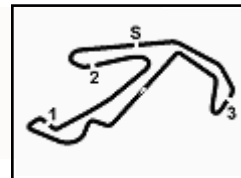
P = Pits In/Out - C = Lap Time Cancelled

Powered by FICr PERUGIA TIMING



ACI Global Servizi





ACI Racing Weekend Misano, 4-5 Maggio 2024

TCR Italy DSG - Analisi Tempi Gara 1

Misano Circuit Sic 58 4.226 m

3 / 3

Start at 15:32'54.972

17	28.324	25.708	30.286	23.643	1'47.961	16:03'50.078
18	28.167	25.654	30.147	23.908	1'47.876	16:05'37.954

Race Time 32'07.392

Race Time 32'42.982

195 P. ALESSI (1'46.034)

184 M. LANCELOTTI (1'45.917)							
Lap	Seg.1	Seg.2	Seg.3	Seg.4	Lap Time	km/h	Local Time
1		26.819	29.960	23.461	1'55.805	193,2	15:34'50.777
2	27.899	25.515	29.847	23.487	1'46.748	192,9	15:36'37.525
3	27.832	25.598	29.704	23.494	1'46.628	192,5	15:38'24.153
4	27.608	25.448	29.770	23.438	1'46.264	191,8	15:40'10.417
5	27.849	25.312	29.562	23.415	1'46.138	197,1	15:41'56.555
6	27.723	25.237	29.631	23.326	1'45.917	194,9	15:43'42.472
7	27.852	25.237	29.856	23.300	1'46.245	194,2	15:45'28.717
8	27.678	25.428	29.732	23.397	1'46.235	193,2	15:47'14.952
9	27.902	25.352	29.748	23.345	1'46.347	194,2	15:49'01.299
10	27.951	25.464	29.660	23.515	1'46.590	194,9	15:50'47.889
11	27.974	25.570	29.645	23.618	1'46.807	194,6	15:52'34.696
12	28.038	25.485	29.812	23.581	1'46.916	191,8	15:54'21.612
13	27.965	25.388	29.890	23.554	1'46.797	191,8	15:56'08.409
14	27.792	25.385	29.900	23.437	1'46.514	191,5	15:57'54.923
15	27.900	25.404	29.876	23.482	1'46.662	192,9	15:59'41.585
16	27.750	25.465	29.869	23.509	1'46.593	193,2	16:01'28.178

Race Time 28'33.206

185 A. LISI (1'46.801)							
Lap	Seg.1	Seg.2	Seg.3	Seg.4	Lap Time	km/h	Local Time
1		27.409	31.930	25.316	2'02.886	195,3	15:34'57.858
2	29.235	26.009	30.241	24.061	1'49.546	194,2	15:36'47.404
3	28.350	25.385	30.409	24.135	1'48.279	194,2	15:38'35.683
4	28.424	25.436	30.195	23.447	1'47.502	194,2	15:40'23.185
5	27.893	25.401	30.224	23.283	1'46.801	193,9	15:42'09.986
6	28.056	25.199	30.134	23.806	1'47.195	195,3	15:43'57.181
7	28.707	25.534	30.403	23.702	1'48.346	195,7	15:45'45.527
8	28.329	25.569	30.313	23.992	1'48.203	195,7	15:47'33.730
9	28.823	25.663	30.416	24.092	1'48.994	194,9	15:49'22.724
10	28.183	25.718	30.269	23.882	1'48.052	193,9	15:51'10.776
11	27.966	25.424	30.241	23.814	1'47.445	192,9	15:52'58.221
12	28.245	25.782	30.252	23.931	1'48.210	193,5	15:54'46.431
13	28.373	25.681	30.210	24.091	1'48.355	191,8	15:56'34.786
14	28.278	25.535	30.127	23.859	1'47.799	193,2	15:58'22.585
15	28.235	25.799	30.000	24.325	1'48.359	193,5	16:00'10.944
16	28.429	25.665	30.221	24.226	1'48.541	193,9	16:01'59.485
17	28.516	25.626	30.148	24.459	1'48.749	194,2	16:03'48.234
18	28.430	25.782	30.273	24.126	1'48.611	194,6	16:05'36.845

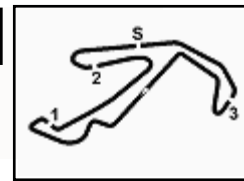
Race Time 32'41.873

191 L. FRANCA (1'46.006)							
Lap	Seg.1	Seg.2	Seg.3	Seg.4	Lap Time	km/h	Local Time
1		25.711	29.936	24.069	1'53.834	189,8	15:34'48.806
2	28.013	25.535	29.786	23.371	1'46.705	190,8	15:36'35.511
3	27.712	25.408	29.713	23.434	1'46.267	191,2	15:38'21.778
4	27.866	25.596	29.893	23.466	1'46.821	190,5	15:40'08.599
5	28.406	25.172	29.765	23.539	1'46.882	191,8	15:41'55.481
6	27.656	25.358	29.502	23.727	1'46.243	192,2	15:43'41.724
7	27.843	25.305	29.631	23.453	1'46.232	191,5	15:45'27.956
8	27.648	25.193	29.701	23.464	1'46.006	191,5	15:47'13.962
9	27.681	25.254	30.117	23.409	1'46.461	190,8	15:49'00.423
10	27.891	25.358	29.796	23.561	1'46.606	191,5	15:50'47.029
11	27.851	25.309	29.710	23.618	1'46.488	190,5	15:52'33.517
12	27.881	25.335	29.788	23.666	1'46.670	190,8	15:54'20.187
13	27.888	25.299	29.766	23.650	1'46.603	190,8	15:56'06.790
14	27.898	25.300	30.142	23.523	1'46.863	190,5	15:57'53.653
15	27.912	25.514	29.870	23.512	1'46.808	191,2	15:59'40.461
16	27.871	25.358	29.810	23.459	1'46.498	191,5	16:01'26.959
17	27.867	25.612	30.172	23.753	1'47.404	191,2	16:03'14.363
18	28.208	25.541	29.932	24.320	1'48.001	190,8	16:05'02.364

04/05/2024

P = Pits In/Out - C = Lap Time Cancelled





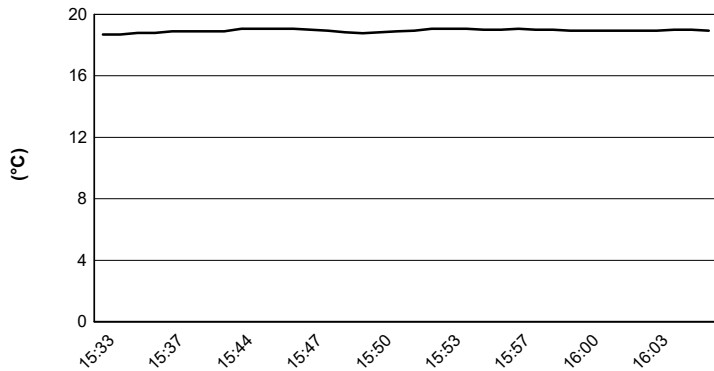
ACI Racing Weekend Misano, 4-5 Maggio 2024

TCR Italy DSG - Meteo Gara 1

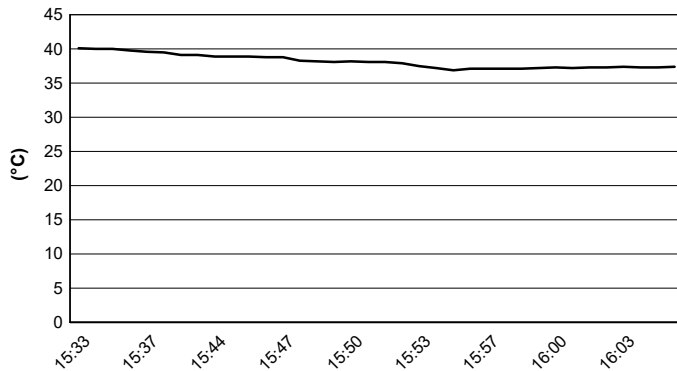
Session started 15:33 - Session ended 16:06

Misano Circuit Sic 58 4.226 m

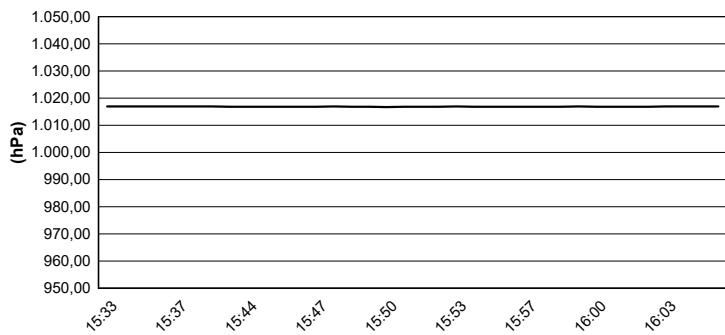
Air Temperature



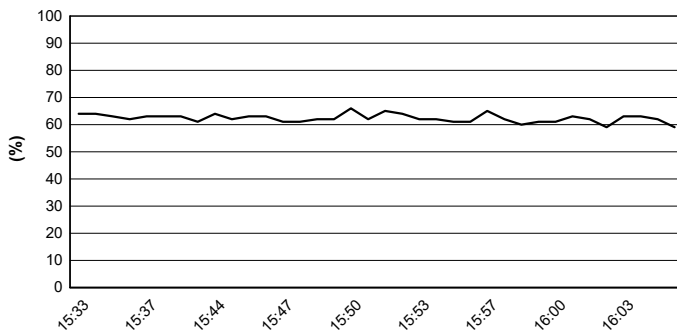
Track Temperature



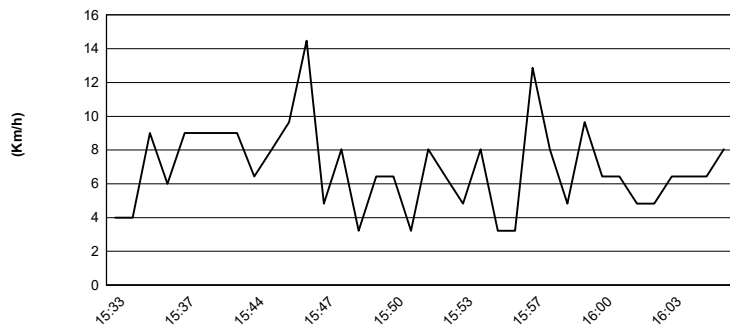
Air Pressure



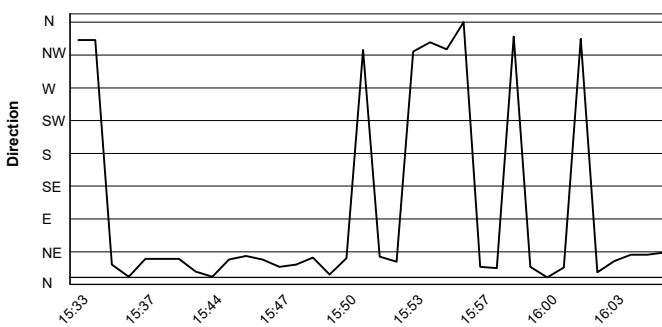
Humidity



Wind Speed

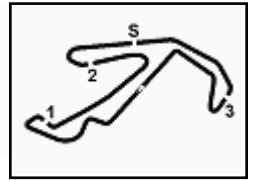


Wind Direction



04/05/2024





Misano Circuit Sic 58 4.226 m

ACI Racing Weekend Misano, 4-5 Maggio 2024
TCR Italy DSG - Griglia Gara 1 (Duration: 30' +1 Lap)

9	105	BAGNOLI F. Volkswagen 1'48.827			
8	102	FANTILLI G. Cupra 1'47.441	107	MARINO A. Audi 1'47.501	
7	185	LISI A. Cupra 1'46.455	129	DAMANTE E. Cupra 1'47.436	
6	178	BERTON A. Cupra 1'46.383	168	ARGENTI A. Brothers in Arms Cupra 1'46.420	
5	123	ANTONELLO F. RC Motorsport Cupra 1'46.013	167	FAZIOLI A. Brothers in Arms Cupra 1'46.111	
4	119	PALANTI P. Aikoa Racing Audi 1'44.887	131	SILVESTRINI P. Progetto E20 Audi 1'45.694	
3	195	ALESSI P. RC Motorsport Audi 1'44.563	174	ALCIDI A. Volkswagen 1'44.831	
2	111	ROCCADELLI M. Cupra 1'44.339	184	LANCELOTTI M. Cupra 1'44.552	
1	139	VERDI L. Planet Motorsport Audi 1'43.860	191	FRANCA L. Aikoa Racing Audi 1'43.902	

